

# MC 480

MODELS 36V LD | 48V LD | 36V | 48V | 48V HD

## EVERYTHING A BURDEN CARRIER SHOULD BE.

The MC-480 has long been the ruler of rugged, reliable burden carriers. On top of boasting a smart modular design, an all-steel unibody and advanced engineering, this high-efficiency AC vehicle offers a roomier and more ergonomic driver compartment to make long shifts more comfortable and productive. If you need a do-it-all vehicle that's strong, safe and easy to operate, you can't beat the MC-480 – or its unlimited configurations and 3-year warranty. EE rating available.



### FEATURES

- Complete console on steering column with multifunction display **1**
- High-efficiency asynchronous AC / Direct Drive motor **2**
- Inclined steering column for a more ergonomic and natural driving posture **3**
- Redesigned bolt-on front bumper and Motrec signature recessed lights **4**
- Premium high-back seats **5**
- EE rating available **6**

MODELS	LOAD CAPACITY (Kg.)	TOWING CAPACITY (Kg.)	PASSENGERS	SPEED (Kmh)	TURNING RADIUS (mm)
36V LD	907	2,721	2-4*	16	3,220
48V LD	907	2,721	2-4*	16	3,220
36V	1,587	2,721	2-4*	16	3,220
48V	1,587	2,721	2-4*	16	3,220
48VHD	2,267	2,721	2-4*	16	3,220

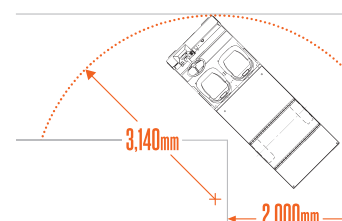
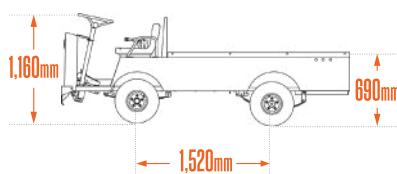
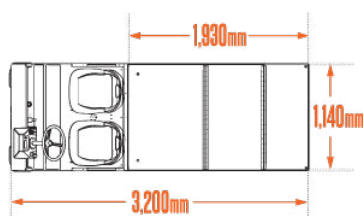
\*With fold-down seat



# SPECIFICATIONS

# MC 480

PERFORMANCE		36V LD	48V LD	36V	48V	48V HD
<b>LOAD CAPACITY</b>		907 Kg	907 Kg	1,587 Kg	1,587 Kg	2,267 Kg
<b>TOWING CAPACITY</b>		2,721 Kg	2,721 Kg	2,721 Kg	2,721 Kg	2,721 Kg
<b>SPEED</b>		16 Km/h	16 Km/h	16 Km/h	16 Km/h	16 Km/h
<b>TURNING RADIUS</b>		3,220 mm	3,220 mm	3,220 mm	3,220 mm	3,220 mm
<b>PASSENGERS</b> *With fold-down seat		2-4*	2-4*	2-4*	2-4*	2-4*
<b>POWERTRAIN</b>						
<b>MOTOR</b>	Brushless AC motor	10 HP Max (7.5 HP Continuous)	15 HP Max (9 HP Continuous)	10 HP Max (7.5 HP Continuous)	15 HP Max (9 HP Continuous)	15 HP Max (9 HP Continuous)
<b>CONTROLLER</b>	AC Electronic speed controller	✓	✓	✓	✓	✓
<b>DRIVE AXLE</b>	Helical gear differential	✓	✓	✓	✓	✓
<b>BRAKES</b>	Rear hydraulic drum brakes, hand lever parking brake regenerative braking.	✓	✓			
	Rear hydraulic drum brakes, automatic electromagnetic parking brake with manual hand release, regenerative braking.			✓	✓	
	Rear disc brakes, electromagnetic parking brake with manual hand release, regenerative braking					✓
<b>WHEELS</b>	5.7x8 LRD pneumatic tires	✓	✓	✓	✓	
	500x8 solid softy rubber wheels on split rims					✓
<b>TRANSMISSION</b>	Direct drive	✓	✓	✓	✓	✓
<b>SUSPENSION</b>	Dual leaf springs on front and rear	✓	✓	✓	✓	✓
<b>CHASSIS</b>						
<b>BODY</b>	All-steel unibody construction. Powder Coating.	✓	✓	✓	✓	✓
<b>COLOUR</b>	Security orange, federal yellow or white (optional colors available)					
<b>LIGHTS</b>	LED dual headlights, tail/brake lights and dual back-up lights.	✓	✓	✓	✓	✓
<b>OPERATOR COMPARTMENT</b>						
<b>STEERING</b>	Automotive steering wheel, inclined steering column.	✓	✓	✓	✓	✓
<b>SEATS</b>	Two bucket seats on slide adjusters	✓	✓			
	Two premium seats on slide adjusters			✓	✓	✓
<b>INDICATORS</b>	Multifunction display including speedometer, battery state of charge, hour meter, odometer and fault warnings. Password-protected parameters and monitoring capability.	✓	✓	✓	✓	✓
<b>SAFETY</b>	Deadman seat switch, reverse alarm, horn.	✓	✓			
	Deadman seat switch, reverse alarm, horn automatic parking brake.			✓	✓	✓
<b>ACCESSORIES</b>	Console on steering column, bolt-on front bumper, DC/DC converter to equalize battery cells, LED charge indicator.	✓	✓	✓	✓	✓



**UNBEATABLE VEHICLES BACKED BY UNBEATABLE WARRANTIES**

3-Year limited warranty on all Motrec vehicles with AC technology, our MS-260 stock chaser and all Motrec trailers.

**SITECRAFT**

1300 363 152  
www.sitecraft.com.au